


# SPROUT

The logo for 'SPROUT' features the word in a bold, sans-serif font. The letter 'Q' is stylized to contain a small icon of a plant with two leaves growing from a stem.

Weeding – Cultivating soil

**What is the first step to  
farming / gardening?**

**It is to prepare the soil**



**Weeding**



**Cultivating  
the soil**

# WHAT IS WEEDING?

It is the removal of weeds from the soil



# WHAT ARE WEEDS?

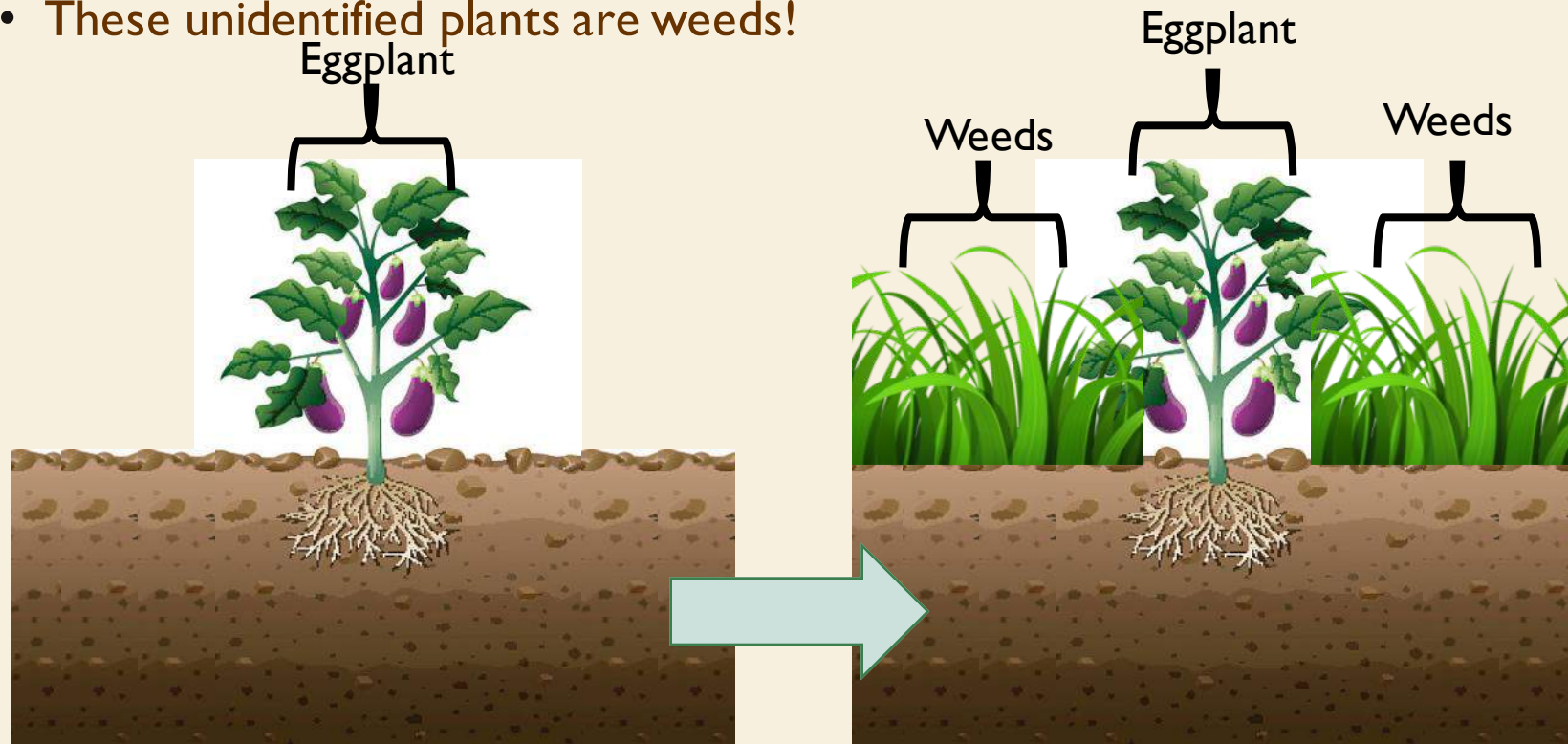
- Weeds are unwanted plants that grow by itself in your garden or farm
- They are plants that can grow in almost any environment naturally and without us planting it
- They grow rapidly and persistently





# HOW CAN WE IDENTIFY WEEDS?

- They grow by itself!
- They can grow fast and can grow anywhere!
- For example, if you grow an eggplant on an area. If you leave it unattended for a few weeks. There will be other plants growing around it.
- These unidentified plants are weeds!





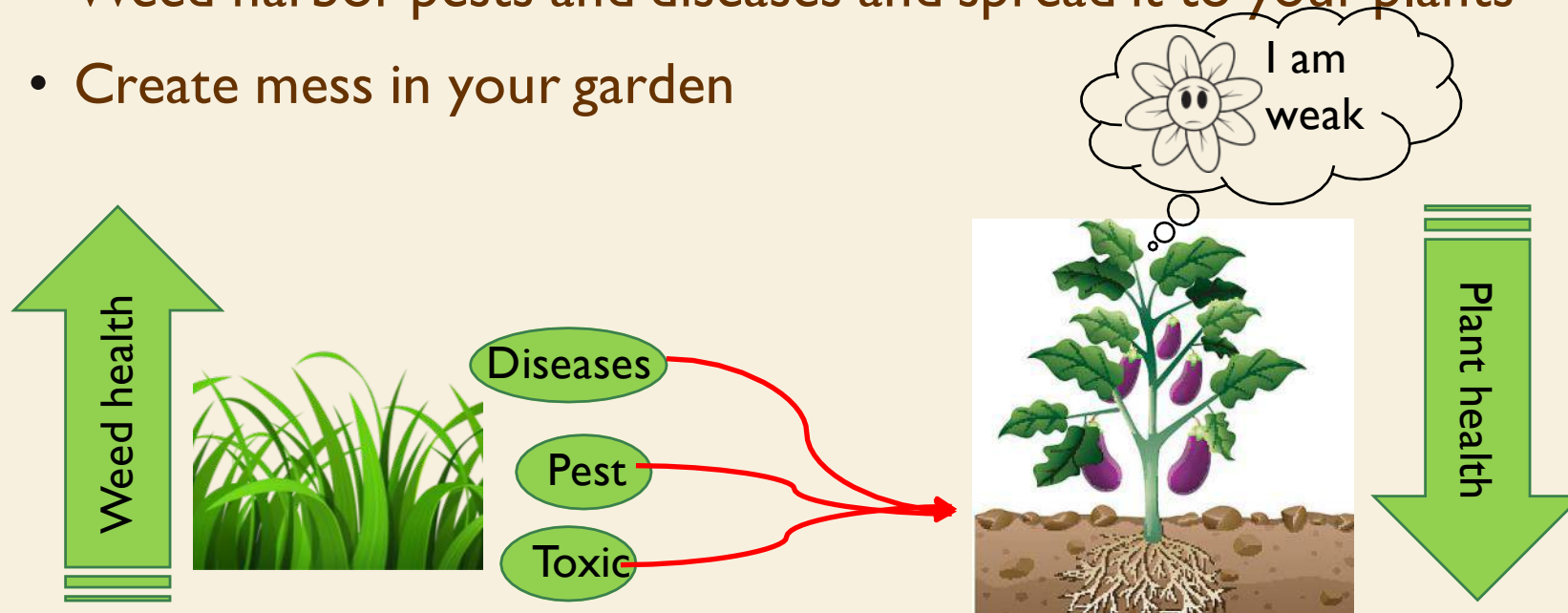
**Soil without any plants**



**Weeds growing by itself if the soil is left unattended for a few weeks or months!**

# WHY DO WE NEED TO REMOVE WEEDS??

- Weeds compete with your plant for space, sunlight, water and soil nutrients (food for plants)
- It affects plant's health and makes them weaker
- Weed can produce chemical substances that are toxic to plants
- Weed harbor pests and diseases and spread it to your plants
- Create mess in your garden





# HOW DO YOU REMOVE WEEDS?

- Pulling by hand (Time consuming)
  - Hold the weed by its stem and pull gently
  - It is important to remove the weed together with its roots (to prevent them from growing back)






- Removing with a hoe or spade (Faster)

Push the  
weed  
downwards

Push the  
bottom tip  
into the soil  
(Under the  
roots)



- Place the tip of the blade into the soil and push it under the roots. Then push the weed downwards towards the ground to pull the whole root out

# FUNDAMENTAL QUESTIONS

**What is cultivating the soil?**

**Why do we cultivate the soil?**

**How should we cultivate  
soil?**

# WHAT

Cultivating the soil means → Breaking up and loosening the soil in the garden using a small or large hoe and spades

# WHY

To break up/loosening crusty soil surface to allow:

1. Air → More air into the soil for the plants to breath
2. Water → More water into the soil for the plants to drink
3. Nutrients → More nutrients into the soil for the plants to eat
4. Prevent weeds from growing!



Large Machines to cultivate farms the size of hundreds of acres.



# HOW

- I. Equip yourself with a hoe or spade



2. Push the hoe or spade into the soil (2-3 inches deep )



3. Lift the hoe with the soil



4. Turn over the soil





5. Repeat until all the garden area is covered

